













VERTICAL PENETRATION NOTES:

- ✖ A - 200mm x 200mm BUILDERSWORK PENETRATION
- B - 100mm X 100mm BUILDERSWORK PENETRATION
- C - 110Ø CAST IN SVP/RW PIPE
- D - 50Ø CAST IN SVP PIPE
- E - CAST IN WADE D1004 GULLY BODY
- F - CAST IN SWAN NECK FOR ROOF TOP SERVICES
- ✖ G - 300mm x 250mm BUILDERSWORK PENETRATION
- ✖ H - 300mm x 300mm BUILDERSWORK PENETRATION
- ⊗ I - 90Ø CAST IN DUCT
- ⊗ J - 125Ø CAST IN DUCT
- ⊗ K - 200Ø CAST IN DUCT

HORIZONTAL PENETRATION NOTES:

- | | |
|---------------------------------------------------------------------------------------|---------------------------------------------|
|  | 1. 200mm x 50mm BUILDERSWORK PENETRATION |
|  | 2. 250mm x 100mm BUILDERSWORK PENETRATION |
|  | 3. 200mm x 200mm BUILDERSWORK PENETRATION |
|  | 4. 500mm x 200mm BUILDERSWORK PENETRATION |
|  | 5. 800mm x 200mm BUILDERSWORK PENETRATION |
|  | 6. 1000mm x 200mm BUILDERSWORK PENETRATION |
|  | 7. 1200mm x 200mm BUILDERSWORK PENETRATION |
|  | 8. 1500mm x 200mm BUILDERSWORK PENETRATION |
|  | 9. 1200mm x 350mm BUILDERSWORK PENETRATION |
|  | 10. 1400mm x 250mm BUILDERSWORK PENETRATION |
|  | 11. 1200mm x 250mm BUILDERSWORK PENETRATION |
|  | 12. 350mm x 200mm BUILDERSWORK PENETRATION |

DRAWING NOTES

- EVERY HORIZONTAL BUILDERSWORK PENETRATION (REFERENCED WITH NUMBER) TO BE SITUATED AS CLOSE AS POSSIBLE TO THE UNDERSIDE OF THE CONCRETE SLAB. OR AS CLOSE AS POSSIBLE TO THE UNDERSIDE OF STRUCTURAL SLAB.
- DRAWING TO BE PRINTED IN COLOUR.

C05	24.03.25	STAIR CORE PENETRATION TO BE DRILLED	A.S
C04	14.02.25	REVISED TO SUIT UPDATED TITON LAYOUTS	D.I
C03	22.11.24	REVISED AS CLOUDED	D.I
C02	22.10.24	REVISED AS CLOUDED	D.I
C01	05.06.24	CONSTRUCTION ISSUE	D.I
P02	20.10.22	RISER BUILDERSWORK HOLES ADDED	D.I
P01	24.06.22	PRELIMINARY ISSUE	L.B

Rev	Date	Description	Issued By
Client:			

Bellway

Project:

BARKING SITE H WEST
BARKING RIVERSIDE

Title:

BLOCK B
FIRST FLOOR
BUILDERSWORK LAYOUT

Drawn:	Scale:	Sheet Size:	Checked:
L.B	1:100	A1	N.G

Drawing No:					
Project No	Originator	Zone	Level	File Type	Role
1108 - ASH - B - 01 - DR - D - 9301					

Purpose of Issue:	Status:	Revision:
CONSTRUCTION	S4	C05

THIS DRAWING SHOULD NOT BE SCALED FROM. ALL DIMENSIONS ARE NOMINAL. TO BE READ IN CONJUNCTION WITH ARCHITECTS AND ENGINEERING DRAWINGS AND SPECIFICATIONS. REPORT ANY DISCREPANCIES TO ASHSTONE MEP LTD. © ASHSTONE MEP LTD